

CIVA Free Known Programme 1

Check List for Intermediate Power 2024

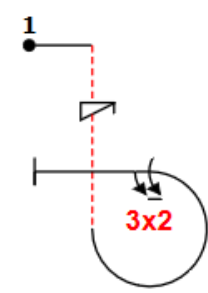
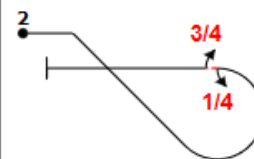
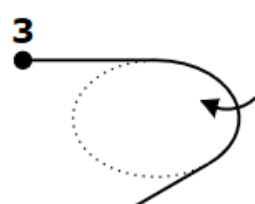
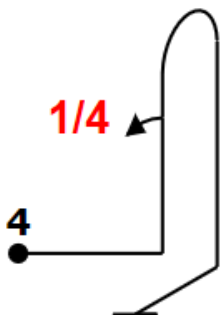
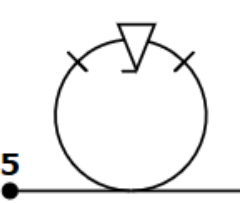


Team:	Pilot Name:	Event:
-------	-------------	--------

V1 01-01-24

<i>Elements to Check:</i>	<i>Correct</i>	<i>Incorrect</i>
The sequence must be submitted as a computer file that provides the approved CIVA Forms A, B and C, or alternatively CIVA Forms L and R.		
The sequence must comprise TEN figures – no more and no less.		
The FIVE “Known” figures for 2024 must be clearly identified with letters A-E, and used according to CIVA Section 6 Part 1 para 2.2.		
The FIVE “Free” figures added by the competitor must be clearly identified and the whole sequence must in every respect comply with Section-6 part-1 regulations.		
No repetition of catalogue numbers is allowed.		
The Form-A Catalogue numbers must be correct versus Form B, or L versus R.		
Form A matches Form B , Form B matches Form C, or Form L matches Form R.		
The maximum Total K allowed = 200.		

For 2024 the 5 approved figures for the Intermediate power category are as shown here:

 <p>Fig A 8.6.4.3(13) 9.11.1.4(5) 9.2.3.6(12) K: 30</p>	 <p>Fig B 8.5.3.3(10) 9.1.3.1(2) 9.1.3.3(6) K: 18</p>	 <p>Fig C 2.1.3.1(14) K: 14</p>	 <p>Fig D 8.4.1.1(13) 9.1.1.1(6) K: 19</p>	 <p>Fig E 7.4.1.1(10) 9.9.3.4(11) K: 21</p>
--	--	--	--	--

Checked by:		Date:
Initials	Signature	